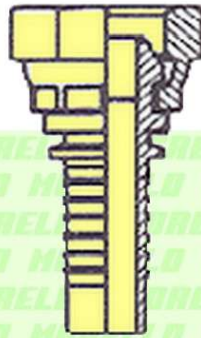


**MORELLO**

**SAVONA**



***Tubeo flessibile  
e Raccordi  
standard***

MORELLO snc Via Rio Galletto 11 – 17100 SAVONA


Tel. 019 860219 Fax 019 263481

e-mail: [info@morellosavona.it](mailto:info@morellosavona.it)

<b>R1T 1 treccia acciaio</b>	<b>Tipo tubo</b>	<b>Diametro interno inch</b>	<b>Pressione utilizzo Bar</b>	<b>Pressione Scoppio Bar</b>
<b>E</b> 	<b>R1-03</b>	3/16	250	1000
	<b>R1-04</b>	1/4	225	900
	<b>R1-05</b>	5/16	215	860
	<b>R1-06</b>	3/8	180	720
	<b>R1-08</b>	1/2	160	640
	<b>R1-10</b>	5/8	130	520
	<b>R1-12</b>	3/4	105	420
	<b>R1-16</b>	1	88	352
	<b>R1-20</b>	1-1/4	63	252
	<b>R1-24</b>	1-1/2	50	200
	<b>R1-32</b>	2	40	160

<b>R2aT 2 trecce acciaio</b>	<b>Tipo tubo</b>	<b>Diametro interno inch</b>	<b>Pressione utilizzo Bar</b>	<b>Pressione Scoppio Bar</b>
<b>J</b> 	<b>R2-03</b>	3/16	415	1660
	<b>R2-04</b>	1/4	400	1600
	<b>R2-05</b>	5/16	350	1400
	<b>R2-06</b>	3/8	330	1320
	<b>R3-08</b>	1/2	275	1100
	<b>R2-10</b>	5/8	250	1000
	<b>R2-12</b>	3/4	215	860
	<b>R2-16</b>	1	165	660
	<b>R2-20</b>	1-1/4	125	500
	<b>R2-24</b>	1-1/2	90	360
	<b>R2-32</b>	2	80	320


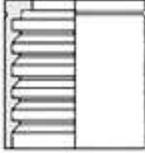

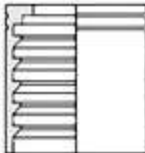
<b>4SP 4 spirali acciaio</b>	<b>Tipo tubo</b>	<b>Diametro interno inch</b>	<b>Pressione utilizzo Bar</b>	<b>Pressione Scoppio Bar</b>
<b>M</b> 	<b>MS-04</b>	1/4	450	1800
	<b>MS-06</b>	3/8	445	1780
	<b>MS-08</b>	1/2	415	1660
	<b>MS-10</b>	5/8	350	1400
	<b>MS-12</b>	3/4	380	1520

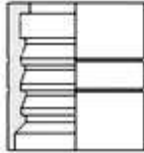
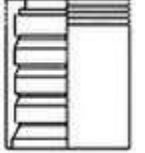
<b>4SH 4 spirali acciaio</b>	<b>Tipo tubo</b>	<b>Diametro interno inch</b>	<b>Pressione utilizzo Bar</b>	<b>Pressione Scoppio Bar</b>
<b>S</b> 	<b>4SH-12</b>	3/4	420	1680
	<b>4SH-16</b>	1	380	1520
	<b>4SH-20</b>	1-1/4	350	1400
	<b>4SH-24</b>	1-1/2	290	1160
	<b>4SH-32</b>	2	250	1000


<b>R7 1 trecc. sintetica</b>	<b>Tipo tubo</b>	<b>Diametro interno inch</b>	<b>Pressione utilizzo Bar</b>	<b>Pressione Scoppio Bar</b>
	<b>R7-03</b>	3/16	205	820
	<b>R7-04</b>	1/4	190	760
	<b>R7-05</b>	5/16	160	680
	<b>R7-06</b>	3/8	155	620
	<b>R7-08</b>	1/2	135	540
	<b>R7-10</b>	5/8	100	400
	<b>R7-12</b>	3/4	86	344
<b>R7-16</b>	1	69	276	

**MORELLO**

**SAVONA**

<b>BOCCOLE</b> per tubi R1 - R2						
Diametrotubo	Misura		<b>BPL</b>	<b>BNS1</b>	<b>BPP</b>	<b>BNS2</b>
03	3/16"	<b>03</b>	BPL03		BPP03	
04	1/4"	<b>04</b>	BPL04	BNS104	BPP04	BNS204
05	5/16"	<b>05</b>	BPL05	BNS105	BPP05	BNS205
06	3/8"	<b>06</b>	BPL06	BNS106	BPP06	BNS206
08	1/2"	<b>08</b>	BPL08	BNS108	BPP08	BNS208
10	5/8"	<b>10</b>	BPL10	BNS110	BPP10	BNS210
12	3/4"	<b>12</b>	BPL12	BNS112	BPP12	BNS212
16	1"	<b>16</b>	BPL16	BNS116	BPP16	BNS216
20	1"1/4	<b>20</b>	BPL20		BPP20	BNS220
24	1"1/2	<b>24</b>	BPL24		BPP24	BNS224
32	2"	<b>32</b>	BPL32		BPP32	BNS232

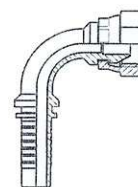
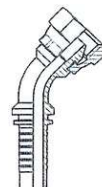
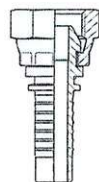
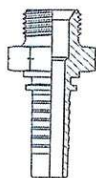
<b>BOCCOLE</b> Per tubi Spiralati				
Diametrotubo	Misura		<b>BPP</b>	<b>BPS</b>
04	1/4"	<b>04</b>		BPS04
06	3/8"	<b>06</b>	BPP06	
08	1/2"	<b>08</b>	BPP08	
10	5/8"	<b>10</b>	BPP10	
12	3/4"	<b>12</b>		BPS12
16	1"	<b>16</b>		BPS16
20	1"1/4	<b>20</b>		BPS20
24	1"1/2	<b>24</b>		BPS24
32	2"	<b>32</b>		BPS32

<b>BOCCOLE</b> per Tubo R7			
Diametrotubo	Misura		<b>BP7</b>
03	3/16	<b>03</b>	BP703
04	1/4"	<b>04</b>	BP704
05	1/2"	<b>05</b>	BP705
06	3/8"	<b>06</b>	BP706
08	1/2"	<b>08</b>	BP708
10	5/8"	<b>10</b>	BP710
12	3/4"	<b>12</b>	BP712
16	1"	<b>16</b>	BP716

**MORELLO**

**SAVONA**

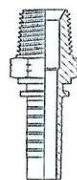
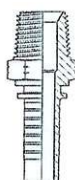
## Inserti BSP GAS SVASATI 60°



Diametro Tubo		Filetto	MG	FG	FG45	FG90
03	3/16	1/8	CP0302MG	CP0302FG	CP0302FG45	CP0302FG90
03	3/16	1/4	CP0304MG	CP0304FG	CP0304FG45	CP0304FG90
04	1/4	1/8	CP0402MG	CP0402FG	-	CP0402FG90
04	1/4	1/4	CP0404MG	CP0404FG	CP0404FG5	CP0404FG90
05	5/16	1/4	CP0504MG	CP0504FG	-	CP0504FG90
05	5/16	3/8	CP0506MG	CP0506FG	CP0506FG45	CP0506FG90
06	3/8	3/8	CP0606MG	CP0606FG	CP0606FG45	CP0606FG90
06	3/8	1/2	CP0608MG	CP0608FG	CP0608FG45	CP0608FG90
08	1/2	1/2	CP0808MG	CP0808FG	CP0808FG45	CP0808FG90
08	1/2	5/8	CP0810MG	CP0810FG	CP0810FG45	CP0810FG90
08	1/2	3/4	CP0812MG	CP0812FG	CP0812FG45	CP0812FG90
10	5/8	5/8	CP1010MG	CP1010FG	CP1010FG45	CP1010FG90
10	5/8	3/4	CP1012MG	CP1012FG	CP1012FG45	CP1012FG90
12	3/4	3/4	CP1212MG	CP1212FG	CP1212FG45	CP1212FG90
12	3/4	1"	CP1216MG	CP1216FG	CP1216FG45	CP1216FG90
16	1"	1"	CP1616MG	CP1616FG	CP1616FG45	CP1616FG90
16	1"	1-1/4	CP1620MG	CP1620FG	CP1620FG45	CP1620FG90
20	1-1/4	1-1/4	CP2020MG	CP2020FG	CP2020FG45	CP2020FG90
20	1-1/4	1-1/2	CP2024MG	CP2024FG	CP2024FG45	CP2024FG90
24	1-1/2	1-1/2	CP2424MG	CP2424FG	CP2424FG45	CP2424FG90
24	1-1/2	2"	CP2432MG	CP2432FG	CP2432FG45	CP2432FG90
32	2"	2"	CP3232MG	CP3232FG	CP3232FG45	CP3232FG90

## MASCHI CONICI

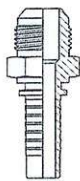
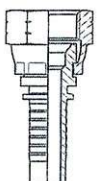
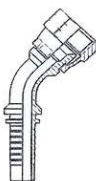
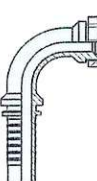
### Filetto BSP - NPT

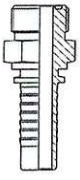
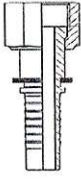
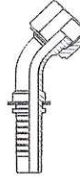
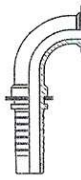


Diametro Tubo		Filetto	MGC	NPT
03	3/16	1/8	CP0302MGC	CP0302NPT
03	3/16	1/4	CP0304MGC	CP0304NPT
04	1/4	1/4	CP0404MGC	CP0404NPT
04	1/4	3/8	CP0406MGC	CP0406NPT
05	5/16	3/8	-	CP0506NPT
06	3/8	3/8	CP0606MGC	CP0606NPT
06	3/8	1/2	CP0608MGC	CP0608NPT
08	1/2	1/2	CP0808MGC	CP0808NPT
12	3/4	3/4	CP1212MGC	CP1212NPT
16	1"	1"	CP1616MGC	CP1616NPT
16	1"	1-1/4	-	CP1620NPT
20	1-1/4	1-1/4	CP2020MGC	CP2020NPT
24	1-1/2	1-1/2	CP2424MGC	CP2424NPT
32	2"	2"	CP3232MGC	CP3232NPT

# MORELLO

# SAVONA

<b>INSERTI JIC</b> <b>Svasati 74°</b>						
<b>Diametro Tubo</b>		<b>Filetto</b>	<b>MI</b>	<b>FI</b>	<b>FI45</b>	<b>FI90</b>
03	3/16	7/16-20	-	CP0304FI	CP0304FI45	CP0304FI90
04	1/4	7/16-20	CP0404MI	CP0404FI	CP0404FI45	CP0404FI90
04	1/4	1/2-20	CP0405MI	CP0405FI	CP0405FI45	CP0405FI90
04	1/4	9/16-18	CP0406MI	CP0406FI	CP0406FI45	CP0406FI90
05	5/16	1/2-20	CP0505MI	CP0505FI	CP0505FI45	CP0505FI90
05	5/16	9/16-18	CP0506MI	CP0506FI	CP0506FI45	CP0506FI90
06	3/8	9/16-18	CP0606MI	CP0606FI	CP0606FI45	CP0606FI90
06	3/8	3/4-16	CP0608MI	CP0608FI	CP0608FI45	CP0608FI92
06	3/8	7/8-14	CP0610MI	CP0610FI	-	-
08	1/2	3/4-16	CP0808MI	CP0808FI	CP0808FI45	CP0808FI90
08	1/2	7/8-14	CP0810MI	CP0810FI	CP0810FI45	CP0810FI90
08	1/2	1"1/16-12	CP0812MI	CP0812FI	-	-
10	5/8	7/8-14	CP1010MI	CP1010FI	CP1010FI45	CP1010FI90
10	5/8	1 1/16-12	CP1012MI	CP1012FI	CP1012FI45	CP1012FI90
12	3/4	1 1/16-12	CP1212MI	CP1212FI	CP1212FI45	CP1212FI90
12	3/4	1 5/16-12	CP1216MI	CP1216FI	CP1216FI45	CP1216FI90
16	1"	1 5/16-12	CP1616MI	CP1616FI	CP1616FI45	CP1616FI90
16	1"	1 5/8-12	CP1620MI	CP1620FI	CP1620FI45	CP1620FI90
20	1-1/4	1 5/8-12	CP2020MI	CP2020FI	CP2020FI45	CP2020FI90
20	1-1/4	1 7/8-12	CP2024MI	CP2024FI	-	CP2024FI90
24	1-1/2	1 7/8-12	CP2424MI	CP2424FI	CP2424FI45	CP2424FI90
32	2"	2 1/2-12	CP3232MI	CP3232FI	CP3232FI45	CP3232FI90

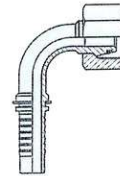
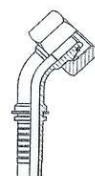
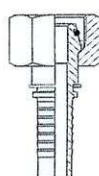
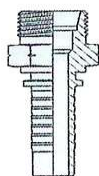
<b>INSERTI ORFS</b> <b>Sede piana</b>						
<b>Diametro Tubo</b>		<b>Filetto</b>	<b>KM</b>	<b>KF</b>	<b>K45</b>	<b>K90</b>
04	1/4	9/16-18	CP0404KM	CP0404KF	CP0404K45	CP0404K90
04	1/4	11/16-16		CP0406KF	CP0406K45	CP0406K90
06	3/8	11/16-16	CP0606KM	CP0606KF	CP0606K45	CP0606K90
06	3/8	13/16-16		CP0608KF	CP0608K45	CP0608K90
08	1/2	16/16-16	CP0808KM	CP0808KF	CP0808K45	CP0808K90
08	1/2	1"-14	CP0810KM	CP0810KF	CP0810K45	CP0810K90
10	5/8	1"-14	CP1010KM	CP1010KF	CP1010K45	CP1010K90
10	5/8	1 3/16-12		CP1012KF	CP1012K45	CP1012K90
12	3/4	1 3/16-12	CP1212KM	CP1212KF	CP1212K45	CP1212K90
12	3/4	1 7/16-12	CP1216KM	CP1216KF	CP1216K45	CP1216K90
16	1"	1 7/16-12	CP1616KM	CP1616KF	CP1616K45	CP1616K90
20	1-1/4	1 11/16-12	CP2020KM	CP2020KF	CP2020K45	CP2020K90

**MORELLO**

**SAVONA**



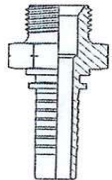
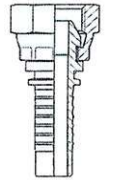
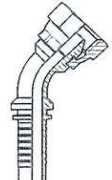
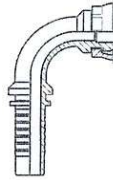
**Inserti METRICI  
SVASATI 24°**

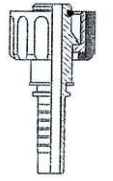


Diametro Tubo			Filetto	MM	FM	FM45	FM90
04	1/4	12x1,5		CP04MM06L	CP04FM06L	CP04FM06L45	CP04FM06L90
04	1/4	14x1,5		CP04MM06S	CP04FM06S	CP04FM06S45	CP04FM06S90
04	1/4	14x1,5		CP04MM08L	CP04FM08L	CP04FM08L45	CP04FM08L90
04	1/4	16x1,5		CP04MM08S	CP04FM08S	CP04FM08S45	CP04FM08S90
04	1/4	16x1,5		CP04MM10L	CP04FM10L	-	CP04FM10L90
04	1/4	18x1,5		CP04MM10S	CP04FM10S	-	-
04	1/4	18x1,5		CP04MM12L	CP04FM12L	-	CP04FM12L90
05	5/16	14x1,5		CP05MM08L	CP05FM08L	-	-
05	5/16	16x1,5		CP05MM10L	CP05FM10L	CP05FM10L45	CP05FM10L90
05	5/16	18x1,5		CP05MM10S	CP05FM10S	CP05FM10S45	CP05FM10S90
05	5/16	18x1,5		CP05MM12L	CP05FM12L	CP05FM12L45	CP05FM12L90
05	5/16	20x1,5		CP05MM12S	CP05FM12S	CP05FM12S45	CP05FM12S90
06	3/8	16x1,5		CP06MM10L	CP06FM10L	CP06FM10L45	CP06FM10L90
06	3/8	18x1,5		CP06MM10S	CP06FM10S	CP06FM10S45	CP06FM10S90
06	3/8	18x1,5		CP06MM12L	CP06FM12L	CP06FM12L45	CP06FM12L90
06	3/8	20x1,5		CP06MM12S	CP06FM12S	CP06FM12S45	CP06FM12S90
06	3/8	22x1,5		CP06MM14S	CP06FM14S	CP06FM14S45	CP06FM14S90
06	3/8	22x1,5		CP06MM15L	CP06FM15L	-	CP06FM15L90
08	1/2	22x1,5		CP06MM14S	CP06FM14S	-	CP06FM14S90
08	1/2	22x1,5		CP08MM15L	CP08FM15L	CP08FM15L45	CP08FM15L90
08	1/2	24x1,5		CP08MM16S	CP08FM16S	CP08FM16S45	CP08FM16S90
08	1/2	26x1,5		CP08MM18L	CP08FM18L	-	CP08FM18L90
10	5/8	26x1,5		CP10MM18L	CP10FM18L	CP10FM18L45	CP10FM18L90
10	5/8	30x2		CP10MM20S	CP10FM20S	CP10FM20S45	CP10FM20S90
12	3/4	30x2		CP12MM20S	CP12FM20S	-	CP12FM20S90
12	3/4	30x2		CP12MM22L	CP12FM22L	CP12FM22L45	CP12FM22L90
12	3/4	36x2		CP12MM25S	CP12FM25S	CP12FM25S45	CP12FM25S90
16	1"	36x2		CP16MM25S	CP16FM25S	-	CP16FM25S90
16	1"	36x2		CP16MM28L	CP16FM28L	CP16FM28L45	CP16FM28L90
16	1"	42x2		CP16MM30S	CP16FM30S	CP16FM30S45	CP16FM30S90
20	1-1/4	45x2		CP20MM35L	CP20FM35L	CP20FM35L45	CP20FM35L90
20	1-1/4	52x2		CP20MM38S	CP20FM38S	CP20FM38S45	CP20FM38S90
24	1-1/2	52x2		CP24MM42L	CP24FM42L	CP24FM42L45	CP24FM42L90

**MORELLO**

**SAVONA**

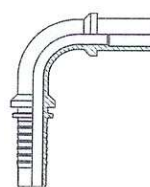
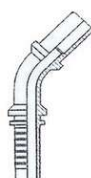
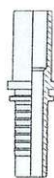
<b>Inserti METRICI SVASATI 60°</b>						
<b>Diametro Tubo</b>		<b>Filetto</b>	<b>MW</b>	<b>FW</b>	<b>FW45</b>	<b>FW90</b>
03	3/16	10x1	CP0310CMW	CP0310CFW		CP0310CFW90
03	3/16	12x1,5		1C0312AFW	CP0312AFW45	1C0312AFW90
04	1/4	10x1	CP0410CMW	CP0410CFW		CP0410CFW90
04	1/4	12x1,5	CP0412AMW	CP0412AFW	CP0412AFW45	CP0412AFW90
04	1/4	14x1,5	CP0414AMW	CP0414AFW	CP0414AFW45	CP0414AFW90
04	1/4	16x1,5	CP0416AMW	CP0416QFW		CP0416QFW90
05	5/16	14x1,5		CP0514AFW		CP0514AFW90
05	5/16	16x1,5	CP0516AMW	CP0516AFW	CP0516AFW45	CP0516AFW90
05	5/16	18x1,5		CP0518AFW	CP0518AFW45	CP0518AFW90
06	3/8	14x1,5	CP0614AMW	CP0614AFW		
06	3/8	16x1,5	CP0616AMW	CP0616AFW	CP0616AFW45	CP0616AFW90
06	3/8	18x1,5	CP0618AMW	CP0618AFW	CP0618AFW45	CP0618AFW90
06	3/8	20x1,5	CP0620AMW	CP0620AFW		CP0620AFW90
08	1/2	18x1,5		CP0818AFW		CP0818AFW90
08	1/2	20x1,5		CP0820AFW	CP0820AFW45	CP0820AFW90
08	1/2	22x1,5	CP0822AMW	CP0822AFW	CP0822AFW45	CP0822AFW90
08	1/2	24x1,5		CP0824AFW		
10	5/8	24x1,5		CP1024AFW		
10	5/8	26x1,5	CP1026AMW	CP1026AFW	CP1026AFW45	CP1026AFW90
10	5/8	27x1,5		CP1027AFW	CP1027AFW45	CP1027AFW90
10	5/8	28x1,5		CP1028AFW	CP1028AFW45	CP1028AFW90
12	3/4	26x1,5		CP1226AFW		CP1226AFW90
12	3/4	28x1,5		CP1228AFW		
12	3/4	30x1,5	CP1230AMW	CP1230AFW	CP1230AFW45	CP1230AFW90
16	1"	38x1,5	CP1638AMW	CP1638AFW	CP1638AFW45	CP1638AFW90
20	1-1/4	45x1,5	CP2045AMW	CP2045AFW		CP2045AFW90

<b>Inserti innesto Idropultrici</b>			
<b>Diametro Tubo</b>		<b>Filetto</b>	<b>HP</b>
04	1/4	22x1.5	04HP
05	5/16	22x1.5	05HP
06	5/16	22x1.5	06HP

**MORELLO**

**SAVONA**

## Inserti ERMETO TUBOLARI

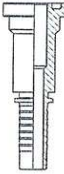
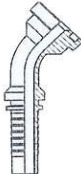
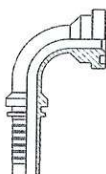


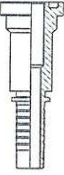
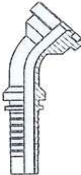
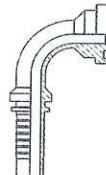
Diametro Tubo		Tubetto	ET	ET45	ET90
03	3/16	6	CP0306ET	CP0603ET45	CP0306ET90
03	3/16	8	CP0308ET		
04	1/4	6	CP0406ET	CP0406ET45	CP0406ET90
04	1/4	8	CP0408ET	CP0408ET45	CP0408ET90
04	1/4	10	CP0410ET	CP0410ET45	CP0410ET90
04	1/4	12	CP0412ET	CP0412ET45	CP0412ET90
05	5/16	8	CP0508ET		CP0508ET90
05	5/16	10	CP0510ET	CP0510ET45	CP0510ET90
05	5/16	12	CP0512ET	CP0512ET45	CP0512ET90
06	3/8	10	CP0610ET	CP0610ET45	CP0610ET90
06	3/8	12	CP0612ET	CP0612ET45	CP0612ET90
06	3/8	14	CP0614ET	CP0614ET45	CP0614ET90
06	3/8	15	CP0615ET	CP0615ET45	CP0615ET90
06	3/8	16	CP0616ET		CP0616ET90
06	3/8	20	CP0620ET		
08	1/2	14	CP0814ET	CP0814ET45	CP0814ET90
08	1/2	15	CP0815ET	CP0815ET45	CP0815ET90
08	1/2	16	CP0816ET	CP0816ET45	CP0816ET90
08	1/2	18	CP0818ET		CP0818ET90
10	5/8	18	CP1018ET	CP1018ET45	CP1018ET90
10	5/8	20	CP1020ET	CP1020ET45	CP1020ET90
12	3/4	20	CP1220ET	CP1220ET45	CP1220ET90
12	3/4	22	CP1222ET	CP1222ET45	CP1222ET90
12	3/4	25	CP1225ET	CP1225ET45	CP1225ET90
16	1"	25	CP1625ET		
16	1"	28	CP1628ET	CP1628ET45	CP1628ET90
16	1"	30	CP1630ET	CP1630ET45	CP1630ET90
20	1-1/4	35	CP2035ET	CP2035ET45	CP2035ET90
20	1-1/4	38	CP2038ET	CP2038ET45	CP2038ET90
24	1-1/2	42	CP2442ET	CP2442ET45	CP2442ET90

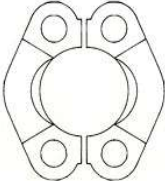
**MORELLO**

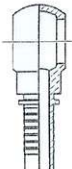
**SAVONA**

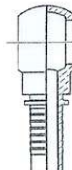


<b>FLANGIA SAE</b> <b>3000 psi</b>					
<b>Diametro Tubo</b>		<b>Flangia</b>	<b>FL</b>	<b>FL45</b>	<b>FL90</b>
08	1/2	1/2	CP0808FL	CP0808FL45	CP0808FL90
08	1/2	5/8	CP0810FL	CP0810FL45	CP0810FL90
08	1/2	3/4	CP0812FL	CP0812FL45	CP0812FL90
10	5/8	5/8	CP1010FL		CP1010FL90
12	3/4	3/4	CP1212FL	CP1212FL45	CP1212FL90
12	3/4	1"	CP1216FL	CP1216FL45	CP1216FL90
16	1"	1"	CP1616FL	CP1616FL45	CP1616FL90
16	1"	1-1/4	CP1620FL	CP1620FL45	CP1620FL90
20	1-1/4	1"	CP2016FL		
20	1-1/4	1-1/4	CP2020FL	CP2020FL45	CP2020FL90
20	1-1/4	1-1/2	CP2024FL	CP2024FL45	CP2024FL90
24	1-1/2	1-1/2	CP2424FL	CP2424FL45	CP2424FL90
24	1-1/2	2"	CP2432FL	CP2432FL45	CP2432FL90
32	2"	2"	CP3232FL	CP3232FL45	CP3232FL90

<b>FLANGIA SAE</b> <b>6000 psi</b>					
<b>Diametro Tubo</b>		<b>Flangia</b>	<b>FP</b>	<b>FP45</b>	<b>FP90</b>
08	1/2	1/2	CP0808FP	CP0808FP45	CP0808FP90
12	3/4	3/4	CP1212FP	CP1212FP45	CP1212FP90
12	3/4	1"	CP1216FP	CP1216FP45	CP1216FP90
16	1"	1"	CP1616FP	CP1616FP45	CP1616FP90
16	1"	1-1/4	CP1620FP	CP1620FP45	CP1620FP90
20	1-1/4	1-1/4	CP2020FP	CP2020FP45	CP2020FP90
20	1-1/4	1-1/2	CP2024FP	CP2024FP45	CP2024FP90
24	1-1/2	1-1/2	CP2424FP	CP2424FP45	CP2424FP90
32	2"	2"	CP3232FP	CP3232FP45	CP3232FP90

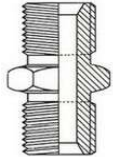
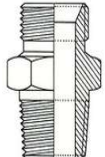
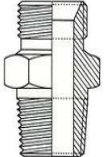

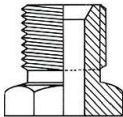
<b>COPPIA SEMIFLANGE</b> <b>S A E</b>		<b>Misura</b>	<b>3000 PSI</b> <b>13SL</b>	<b>6000 PSI</b> <b>13SP</b>
		<b>08</b>	13SL08	13SP08
<b>10</b>	13SL10	13SP10		
<b>12</b>	13SL12	13SP12		
<b>16</b>	13SL16	13SP16		
<b>20</b>	13SL20	13SP20		
<b>24</b>	13SL24	13SP24		
<b>32</b>	13SL32	13SP32		

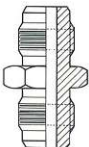
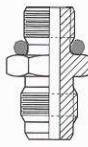
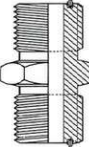
<b>Inserti ad OCCHIO</b>			
<b>METRICI</b>			
<b>Diametro Tubo</b>		<b>Occhio</b>	<b>OM</b>
03	3/16	<b>08</b>	CP0308OM
03	3/16	<b>10</b>	CP0310OM
03	3/16	<b>12</b>	CP0312OM
04	1/4	<b>10</b>	CP0410OM
04	1/4	<b>12</b>	CP0412OM
04	1/4	<b>14</b>	CP0414OM
05	5/16	<b>14</b>	CP0514OM
05	5/16	<b>18</b>	CP0518OM
06	3/8	<b>12</b>	CP0612OM
06	3/8	<b>14</b>	CP0614OM
06	3/8	<b>18</b>	CP0618OM
06	3/8	<b>22</b>	CP0622OM
08	1/2	<b>18</b>	CP0818OM
08	1/2	<b>22</b>	CP0822OM
08	1/2	<b>24</b>	CP0824OM
10	5/8	<b>22</b>	CP1022OM
10	5/8	<b>24</b>	CP1024OM
12	3/4	<b>30</b>	CP1230OM
16	1"	<b>30</b>	CP1630OM

<b>Inserti ad OCCHIO</b>			
<b>GAS</b>			
<b>Diametro Tubo</b>		<b>Occhio</b>	<b>OG</b>
03	3/16	1/8 <b>02</b>	CP0302OG
04	1/4	1/4 <b>04</b>	CP0404OG
04	1/4	3/8 <b>06</b>	CP0406OG
05	5/16	1/4 <b>04</b>	CP0504OG
05	5/16	3/8 <b>06</b>	CP0506OG
06	3/8	1/4 <b>04</b>	CP0604OG
06	3/8	3/8 <b>06</b>	CP0606OG
06	3/8	1/2 <b>08</b>	CP0608OG
08	1/2	1/2 <b>08</b>	CP0808OG
10	5/8	3/4 <b>12</b>	CP1012OG
12	3/4	3/4 <b>12</b>	CP1212OG
16	1"	1" <b>16</b>	CP1616OG

**MORELLO**

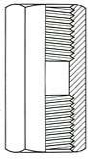
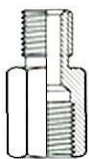
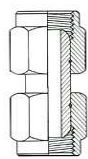
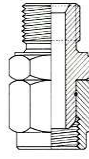
**SAVONA**

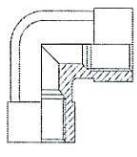
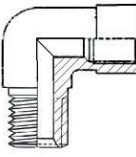
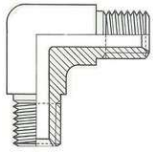
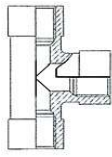
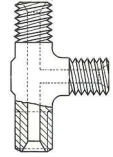
<b>NIPPLI</b>  <b>BSP GAS</b>		<b>GAS (BSP)</b>	<b>GAS/conico</b>	<b>GAS/NPT</b>	<b>Passaparete</b>	<b>a saldare</b>
						
<b>Filetto</b>	<b>Misura</b>	<b>01NP...</b>	<b>01CC...</b>	<b>01GN...</b>	<b>01PP</b>	<b>01NS</b>
1/8"	<b>02</b>	01NP02	01CC02	01GN02		
1/4"	<b>04</b>	01NP04	01CC04	01GN04	01PP04	01NS04
3/8"	<b>06</b>	01NP06	01CC06	01GN06	01PP06	01NS06
1/2"	<b>08</b>	01NP08	01CC08	01GN08	01PP08	01NS08
5/8"	<b>10</b>	01NP10				01NS10
3/4"	<b>12</b>	01NP12	01CC12	01GN12	01PP12	01NS12
1"	<b>16</b>	01NP16	01CC16	01GN16	01PP16	01NS16
1" 1/4	<b>20</b>	01NP20	01CC20	01GN20		01NS20
1" 1/2	<b>24</b>	01NP24	01CC24	01GN24		01NS24
2"	<b>32</b>	01NP32				01NS32
<b>Metrico</b>						
10x1	<b>10C</b>	01NP10C				
10x1.5	<b>10A</b>	01NP10A				
14x1.5	<b>14A</b>	01NP14A				
16x1.5	<b>16A</b>	01NP16A				
18x1.5	<b>18A</b>	01NP18A				
20x1.5	<b>20A</b>	01NP20A				
22x1.5	<b>22A</b>	01NP22A				
24x1.5	<b>24A</b>	01NP24A				
30x1.5	<b>30A</b>	01NP30A				

<b>NIPPLI</b>  <b>JIC – SAE – ORFS</b>		<b>JIC</b>	<b>JIC/SAE</b>	<b>ORFS</b>
				
<b>Filetto</b>	<b>Misura</b>	<b>01NI</b>	<b>01NISAE</b>	<b>01KK</b>
7/16" 20	<b>04</b>	01NI04	01NISAE04	-
9/16" 20	<b>04</b>	-	-	01KK04
1/2" 20	<b>05</b>	01NI05	01NISAE05	-
9/16" 18	<b>06</b>	01NI06	01NISAE06	-
11/16" 20	<b>06</b>	-	-	01KK06
3/4" 16	<b>08</b>	01NI08	01NISAE08	-
13/16" 16	<b>08</b>	-	-	01KK08
7/8" 14	<b>10</b>	01NI10	01NISAE10	-
1" 14	<b>10</b>	-	-	01KK10
1"1/16 12	<b>12</b>	01NI12	01NISAE12	-
1"3/16 12	<b>12</b>	-	-	01KK16
1"5/16 12	<b>16</b>	01NI16	01NISAE16	-
1"7/16 12	<b>16</b>	-	-	01KK16
1"5/8 12	<b>20</b>	01NI20	01NISAE20	-
1"11/16 12	<b>20</b>	-	-	01KK20

**MORELLO**

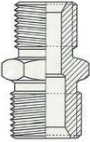

**SAVONA**

<b>GIUNZIONI BSP GAS</b>					
<b>Filetto</b>	<b>Misura</b>	<b>01FF</b>	<b>01MF</b>	<b>01FG</b>	<b>01MG</b>
1/8"	<b>02</b>	01FF02	01MF02		01MG02
1/4"	<b>04</b>	01FF04	01MF04	01FG04	01MG04
3/8"	<b>06</b>	01FF06	01MF06	01FG06	01MG06
1/2"	<b>08</b>	01FF08	01MF08	01FG08	01MG08
3/4"	<b>12</b>	01FF12	01MF12	01FG12	01MG12
1 "	<b>16</b>	01FF16	01MF16	01FG16	01MG16
1" 1/4	<b>20</b>		02MF20	01FG20	01MG20
1" 1/2	<b>24</b>		01MF24		01MG24
<b>Metrico</b>	<b>Misura</b>	<b>01FF</b>	<b>01MF</b>		
10x1	<b>10C</b>	01FF10C	01MF10C		
12x1.5	<b>12A</b>	01FF12A	01MF12A		
14x1.5	<b>14A</b>	01FF14A	01MF14A		
16x1.5	<b>16A</b>	01FF16A	01MF16A		
18x1.5	<b>18A</b>	01FF18A	01MF18A		
22x1.5	<b>22A</b>	02FF22A	01MF22A		

<b>GOMITI E TRE VIE BSP GAS</b>						
<b>Filetto</b>	<b>Misura</b>	<b>03FF</b>	<b>03FM</b>	<b>03MM</b>	<b>04FF</b>	<b>04MM</b>
1/8"	<b>02</b>	03FF02		03MM02	04FF02	04MM02
1/4"	<b>04</b>	03FF04	03FM04	03MM04	04FF04	04MM04
3/8"	<b>06</b>	03FF06	03FM06	03MM06	04FF06	04MM06
1/2"	<b>08</b>	03FF08	03FM08	03MM08	04FF08	04MM08
3/4"	<b>12</b>	03FF12	03FM12	03MM12	04FF12	04MM12
1"	<b>16</b>	03FF16	03FM16	03MM16	04FF16	04MM16
1" 1/4	<b>20</b>	03FF20		03MM20	04FF20	04MM20

**MORELLO**

**SAVONA**

<b>RIDUZIONI M / M</b>				<b>RIDUZIONI F / M</b>			
<b>GAS</b>				<b>GAS</b>			
<b>Filetto/ Filetto</b>		<b>Misura</b>	<b>02NR</b>	<b>Filetto/Filetto</b>		<b>Misura</b>	<b>02FM</b>
1/4" 1/8"		<b>0402</b>	02NR0402	1/8" 1/4"		<b>0204</b>	02FM0204
3/8" 1/8"		<b>0602</b>	02NR0602	1/4" 1/8"		<b>0402</b>	02FM0402
3/8" 1/4"		<b>0604</b>	02NR0604	1/4" 3/8"		<b>0406</b>	02FM0406
1/2" 1/4"		<b>0804</b>	02NR0804	1/4" 1/2"		<b>0408</b>	02FM0408
1/2" 3/8"		<b>0806</b>	02NR0806	1/4" 3/4"		<b>0412</b>	02FM0412
5/8" 1/2"		<b>1008</b>	02NR1008	3/8" 1/8"		<b>0602</b>	02FM0602
3/4" 1/4"		<b>1204</b>	02NR1204	3/8" 1/4"		<b>0604</b>	02FM0604
3/4" 3/8"		<b>1206</b>	02NR1206	3/8" 1/2"		<b>0608</b>	02FM0608
3/4" 1/2"		<b>1208</b>	02NR1208	3/8" 3/4"		<b>0612</b>	02FM0612
3/4" 5/8"		<b>1210</b>	02NR1210	3/8" 1"		<b>0616</b>	02FM0616
1" 3/8"		<b>1606</b>	02NR1606	1/2" 1/4"		<b>0804</b>	02FM0804
1" 1/2"		<b>1608</b>	02NR1608	1/2" 3/8"		<b>0806</b>	02FM0806
1" 3/4"		<b>1612</b>	02NR1612	1/2" 3/4"		<b>0812</b>	02FM0812
1" 1/4 3/4"		<b>2012</b>	02NR2012	1/2" 1"		<b>0816</b>	02FM0816
1" 1/4 1"		<b>2016</b>	02NR2016	1/2" 1"1/4		<b>0820</b>	02FM0820
1" 1/2 1"		<b>2416</b>	02NR2416	3/4" 3/8"		<b>1206</b>	02FM1206
1" 1/2 1" 1/4		<b>2420</b>	02NR2420	3/4" 1/2"		<b>1208</b>	02FM1208
2" 1" 1/4		<b>3220</b>	02NR3220	3/4" 1"		<b>1216</b>	02FM1216
2" 1" 1/2		<b>3224</b>	02NR3224	3/4" 1"1/4		<b>1220</b>	02FM1220
<b>GAS/Metrico</b>			<b>02NR</b>	<b>GAS/Metrico</b>			<b>02FM</b>
1/8" 10x1		<b>0210C</b>	02NR0210C	3/4" 1"1/2		<b>1224</b>	02FM1224
1/4" 10x1.5		<b>0410A</b>	02NR0410A	1" 1/2"		<b>1608</b>	02FM1608
1/4" 101		<b>0410C</b>	02NR0410C	1" 3/4"		<b>1612</b>	02FM1612
1/4" 12x1.5		<b>0412A</b>	02NR0412A	1" 1"1/4		<b>1620</b>	02GM1620
1/4" 14x1.5		<b>0414A</b>	02NA0414A	1" 1"1/2		<b>1624</b>	02FM1624
1/4" 16x1.5		<b>0416A</b>	02NR0416A	1"1/4 3/4"		<b>2012</b>	02FM2012
1/4" 18x1.5		<b>0418A</b>	02NR0418A	1"1/4" 1"		<b>2016</b>	02FM2016
3/8" 14x1.5		<b>0614A</b>	02NR0814A	1"1/4 1"1/2		<b>2024</b>	02FM2024
3/8" 16x1.5		<b>0616A</b>	02NR0616A	1"1/4 2"		<b>2032</b>	02FM2032
3/8" 18x1.5		<b>0618A</b>	02NR0618A	1"1/2 1"		<b>2416</b>	02FM2416
3/8" 20x1.5		<b>0620A</b>	02NR0620A	1"1/2 1"1/4		<b>2420</b>	02FM2420
3/8" 22x1.5		<b>0622A</b>	02NR0622A	2" 1"1/4		<b>3220</b>	02FM3220
1/2" 14x1.5		<b>0814A</b>	02NR0814A	<b>GAS/Metrico</b>			<b>02FM</b>
1/2" 16x1.5		<b>0816A</b>	02NR0816A	1/4" 12x1.5		<b>0412A</b>	02FM0412A
1/2" 18x1.5		<b>0818A</b>	08NR0818A	1/4" 14x1.5		<b>0414A</b>	02FM0414A
1/2" 20x1.5		<b>0820A</b>	02NR0820A	3/8" 14x1.5		<b>0614A</b>	02FM0614A
1/2" 22x1.5		<b>0822A</b>	02NR0822A	3/8" 16x1.5		<b>0616A</b>	02FM0616A
3/4" 24x1.5		<b>1224A</b>	0NR1224A	1/2" 18x1.5		<b>0818A</b>	02FM0818A
3/4" 26x1.5		<b>1226A</b>	02NR1226A	1/2" 20x1.5		<b>0820A</b>	02FM0820A
3/4" 30x1.5		<b>1230A</b>	02NS1230A	12x1.5 1/4"		<b>12A04</b>	02FM12A04
3/4" 33x2		<b>1233B</b>	02NS1233B	14x1.5 1/4"		<b>14A04</b>	02FM14A04
<b>Metrico/Metrico</b>			<b>02NR</b>	16x1.5 3/8"		<b>16A06</b>	02FM16A06
14x1.5 12x1.5		<b>14A12A</b>	02NR14A12A	18x1.5 1/2"		<b>18A08</b>	02FM18A08
16x1.5 14x1.5		<b>16A14A</b>	02NR16A14A	20x1.5 1/2"		<b>20A08</b>	02FM20A08
18x1.5 14x1.5		<b>18A14A</b>	02NR18A14A				
18x1.5 16x1.5		<b>18A16A</b>	02NR18A16A				
20x1.5 18x1.5		<b>20A18A</b>	02NR20A18A				
22x1.5 16x1.5		<b>22A16A</b>	02NR22A16A				
22x1.5 18x1.5		<b>22A18A</b>	02NR22A18A				
22x1.5 20x1.5		<b>22A20A</b>	02NR22A20A				
26x1.5 22x1.5		<b>26A22A</b>	02NR26A22A				

**MORELLO**

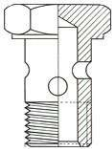
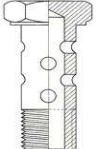
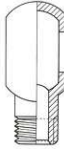
**SAVONA**

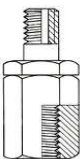
<b>TAPPI FEMMINA</b>			<b>TAPPI MASCHIO</b>		
<b>GAS</b>			<b>GAS</b>		
Filetto	Misura	<b>05TF</b>	Filetto	Misura	<b>05TM</b>
1/8"	<b>02</b>	05TF02	1/8"	<b>02</b>	05TM02
1/4"	<b>04</b>	05TF04	1/4"	<b>04</b>	05TM04
3/8"	<b>06</b>	05TF06	3/8"	<b>06</b>	05TM06
1/2"	<b>08</b>	05TF08	1/2"	<b>08</b>	05TM08
3/4"	<b>12</b>	05TF12	3/4"	<b>12</b>	05TM12
1"	<b>16</b>	05TF16	1"	<b>16</b>	05TM16
1" 1/4	<b>20</b>	05TF20	1" 1/4	<b>20</b>	05TM20
1" 1/2	<b>24</b>	05TF24	1" 1/2	<b>24</b>	05TM24
<b>Metrico</b>		<b>05TF</b>	<b>Metrico</b>		<b>05TM</b>
12x 1.5	<b>12A</b>	05TF12A	12x1.5	<b>12A</b>	05TM12A
14x 1.5	<b>14A</b>	05TF14A	14x1.5	<b>14A</b>	05TM14A
16x 1.5	<b>16A</b>	05TF16A	16x1.5	<b>16A</b>	05TM16A
18x 1.5	<b>18A</b>	05TF18A	18x1.5	<b>18A</b>	05TM18A
20x 1.5	<b>20A</b>	05TF20A	20x1.5	<b>20A</b>	05TM20A
22x 1.5	<b>22A</b>	05TF33A	22x1.5	<b>22A</b>	05TM22A
<b>J I C</b>		<b>05TFI</b>	<b>J I C</b>		<b>05TMI</b>
7/16" -20	<b>04</b>	05YFI04	7/16"-20	<b>04</b>	05TM104
1/2" -20	<b>05</b>	05TFI05	1/2"-20	<b>05</b>	05TMI05
9/16" -18	<b>06</b>	05TFI06	9/16"-18	<b>06</b>	05TMI06
3/4" -16	<b>08</b>	05TFI08	3/4"-16	<b>08</b>	05TMI08
7/8" -14	<b>10</b>	05TFI10	7/8"-14	<b>10</b>	05TMI10
1"1/16 -12	<b>12</b>	05TFI12	1"1/16-12	<b>12</b>	05TMI12
1"5/16 -12	<b>16</b>	05TFI16	1"5/16-12	<b>16</b>	05TMI16
1"5/8 -12	<b>20</b>	05TFI20	1"5/8-12	<b>20</b>	05TMI20
1"7/8 -12	<b>24</b>	05TFI24	1"7/8-12	<b>24</b>	05TMI24
<b>O R F S</b>		<b>05TFK</b>	<b>O R F S</b>		<b>05TMK</b>
9/16" -18	<b>04</b>	05TFK04	9/16"-18	<b>04</b>	05TMK04
11/16" -16	<b>06</b>	05TFK06	11/16"-16	<b>06</b>	05TMK06
13/16" -16	<b>08</b>	05TFK08	13/16"-16	<b>08</b>	05TMK08
1" -14	<b>10</b>	05TFK10	1" -14	<b>10</b>	05TMK10
1"3/16 -12	<b>12</b>	05TFK12	1"3/16-12	<b>12</b>	05TMK12
1"7/16 -12	<b>16</b>	05YFK16	1"7/16-12	<b>16</b>	05TMK16
1"11/16 -12	<b>20</b>	05TFK20	1"11/16-12	<b>20</b>	05TMK20
	<b>24</b>	05TFK24		<b>24</b>	05TMK24

**MORELLO**

**SAVONA**

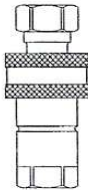
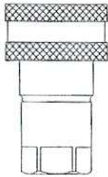
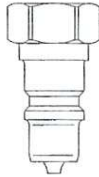



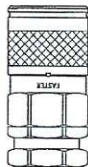

<b>VITI FORATE OCCHI FILETTATI</b>				
<b>Gas</b>	<b>Misura</b>	<b>06VS</b>	<b>06VD</b>	<b>07OF</b>
1/8"	<b>02</b>	06VS02	06VD02	07OF02
1/4"	<b>04</b>	06VS04	06VD04	07OF04
3/8"	<b>06</b>	06VS06	06VD06	07OF06
1/2"	<b>08</b>	06VS08	06VD08	07OF08
3/4"	<b>12</b>	06VS12	06VD12	07OF12
1 "	<b>16</b>	06VS16	06VD16	07OF16
<b>Metrico</b>	<b>Misura</b>	<b>06VS</b>	<b>06VD</b>	<b>07OF</b>
10x1.5	<b>10C</b>	06VS10C	06VD10C	
12x1.5	<b>12A</b>	06VS12A	06VD12A	07OF12A
12x1.5	<b>12C</b>	06VS12C		
12x1.25	<b>12D</b>	06VS12D		
14x1.5	<b>14A</b>	06VS14A	06VD14A	07OF14A
16x1.5	<b>16A</b>	06VS16A	06VD16A	07OF16A
18x1.5	<b>18A</b>	06VS18A	06VD18A	07OF18A
20x1.5	<b>20A</b>	06VS20A	06VD20A	
22x1.5	<b>22A</b>	08VS22A	06VD22A	07OF22A
24x1.5	<b>24A</b>	06VS24A		
26x1.5	<b>26A</b>	06VS26A		

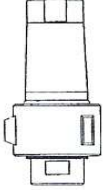
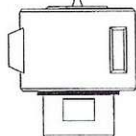

<b>GIUNTI GIREVOLI</b>		<b>DIRITTO</b>	<b>90 °</b>
<b>Filetto</b>	<b>Misura</b>		
		<b>10GD</b>	<b>10GN</b>
1/4"	<b>04</b>	10GD04	10GN04
3/8"	<b>06</b>	10GD06	10GN06
1/2"	<b>08</b>	10GD08	10GN08
3/4"	<b>12</b>	10GD12	10GN12
1"	<b>16</b>	10GD16	10GN16

**MORELLO**

**SAVONA**

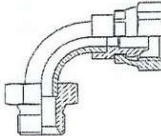
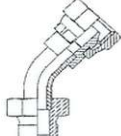
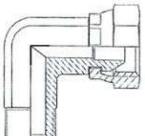
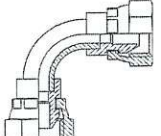
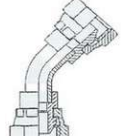
<b>INNESTI RAPIDI FASTER</b>				
Filetto	Misura	<b>11IRF</b>	<b>11IRF...F</b>	<b>11IRF...M</b>
1/4"	<b>04</b>	11IRF04	11IRF04F	11IRF04M
3/8"	<b>06</b>	11IRF06	11IRF046F	11IRF06M
1/2"	<b>08</b>	11IRF08	11IRF08F	11IRF08M
3/4"	<b>12</b>	11IRF12	11IRF12F	11IF12M
1"	<b>16</b>	11IRF16	11IRF16F	11IRF16M
1"1/4	<b>20</b>	11IRF20	11IRF20F	11IRF20M

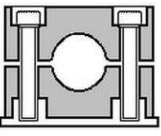
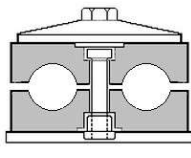
<b>INNESTI RAPIDI FASTER FACCIA PIANA</b>				
Filetto	Misura	<b>11IRP</b>	<b>11IRP...F</b>	<b>11IRP...M</b>
3/8"	<b>06</b>	11IRP06	11IRP06F	11IRP06M
1/2"	<b>08</b>	11IRP08	11IRP08F	11IRP08M
3/4"	<b>12</b>	11IRP12	11IRP12F	11IRP12M
1"	<b>16</b>	11ORP16	11IRP16F	11IRP16M

<b>INNESTI RAPIDI A VITE</b>				
Filetto	Misura	<b>11IV</b>	<b>11IV...F</b>	<b>11IV...M</b>
1/4"	<b>04</b>	11IV04	11IV04F	11IV04M
3/8"	<b>06</b>	11IV06	11IV06F	11IV06M
1/2"	<b>08</b>	11IV08	11IV08F	11IV08M
3/4"	<b>12</b>	11IV12	11IV12F	11IV12M
1"	<b>16</b>	11IV16	11IV16F	11IV16M

**MORELLO**

**SAVONA**

<b>ADATTATORI GAS</b>						
Filetto	Misura	<b>12AN</b>	<b>12AQ</b>	<b>12ANS</b>	<b>14AN</b>	<b>14AQ</b>
1/8"	<b>02</b>	12AN02	12AQ02			
1/4"	<b>04</b>	12AN04	12AQ04	12ANS04	14AN04	14AQ04
3/8"	<b>06</b>	12AN06	12AQ06	12ANS06	14AN06	14AQ06
1/2"	<b>08</b>	12AN08	12AQ08	12ANS08	14AN08	14AQ08
5/8"	<b>10</b>	12AN10	12AQ10		14AN10	14AQ10
3/4"	<b>12</b>	12AN12	12AQ12	12ANS12	14AN12	14AQ12
1 "	<b>16</b>	12AN16	12AQ16	12ANS16	14AN16	14AQ16
1" 1/4	<b>20</b>	12AN20	12AQ20		14AN20	14AQ20
1"1/2	<b>24</b>	12AN24				
2"	<b>32</b>	12AN32				

<b>COLLARI FISSAGGIO TUBI</b>			<b>COLLARI DOPPI</b>		
					
Diam.Tubo	Codice		Diam.Tubo	Codice	
6 .mm	C2-06		8 mm	CB-08	
8 .mm	C2-08		10 mm	CB-10	
10 .mm	C2-10		12 mm	CB-12	
12 .mm	C2-12		14 mm	CB-14	
14 .mm	C3-14		15 mm	CB-15	
15 .mm	C3-15		16 mm	CB-16	
16 .mm	C3-16		18 mm	CB-18	
18 .mm	C3-18		20 mm	CB-20	
20 .mm	C4-20		22 mm	CB-22	
22 .mm	C4-22		25 mm	CB-25	
25 .mm	C4-25				
28 .mm	C5-28				
30 .mm	C5-30				
35 .mm	C6-35				
38 .mm	C6-38				
42 .mm	C6-42				

**MORELLO**

**SAVONA**